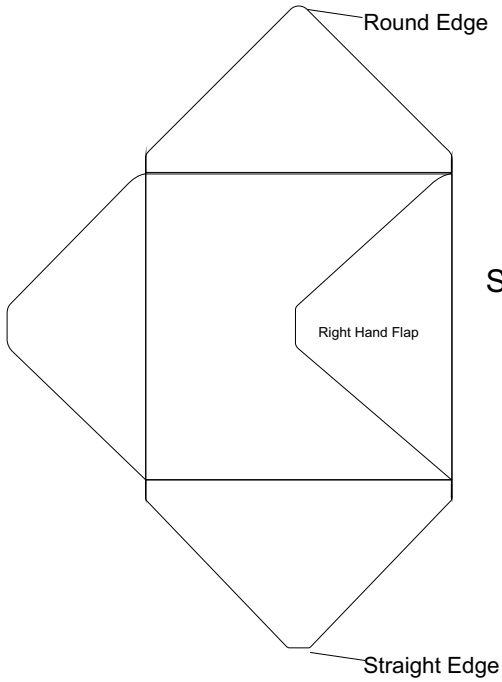
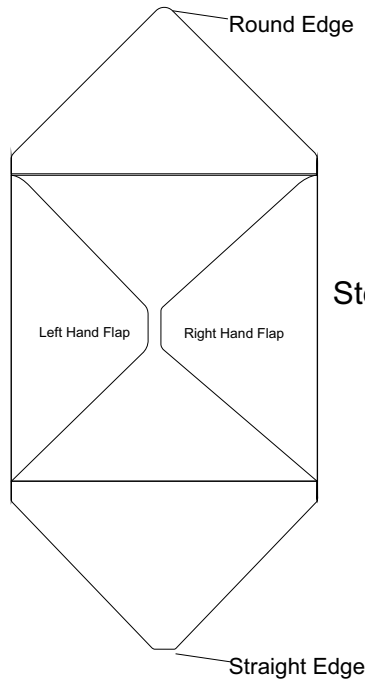


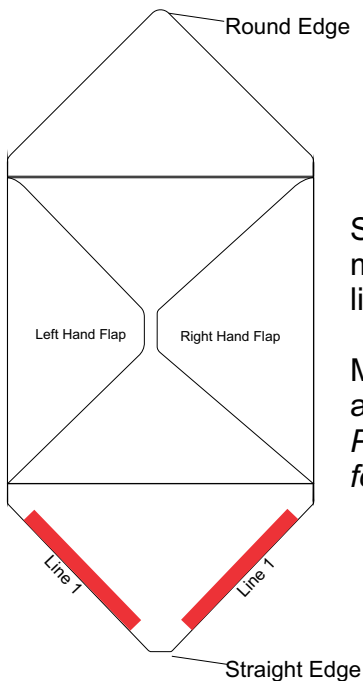
RBE Envelope assembly instructions



Step 1, Fold Right hand Flap Inwards



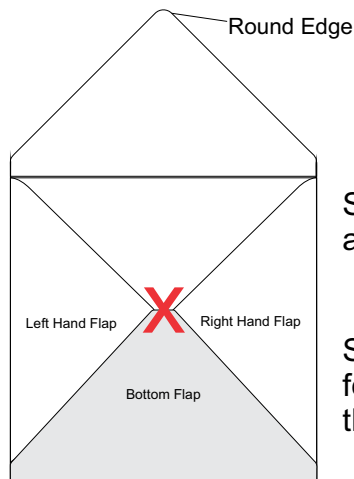
Step 2, Fold Left hand Flap Inwards



Step 3, A thin layer of glue (Pritt or similar) must be applied to the area shown by line 1 and line 2.

Make sure to glue as close to the edge as possible and that it is a thin line of glue.

Place a piece of paper underneath the flap that you are Glueing for neatness.



Step 4, Fold Bottom Flap upwards as seen in the diagram.

Step 5, The round edge can be folded forward so that the round edge is under the bottom flap, Marked x

